





This guide is a starting point for choosing the proper needle. Experiment with different combinations of needle, thread, and stitches to achieve the desired effects.


Milliners 1 - 7 can be used for all stitches.


 Milliners #1 - Ciré, Lola, Frost & Iris


 Milliners #3 - Ciré, Lola, Frost & Iris


 Milliners #5 - Iris & Glory


 Milliners #7 - Glory


 Milliners #10 - Glory - Beading & fine detail.


 Milliners #15 - Nova, Bouclé, Ciré & Lola - Creates open, lacelike stitches

 Darner #18 - Nova, Lola, Bouclé & Ciré - Cast-on, Bullion & Buttonhole stitches.

 Darner #3 - Nova, Bouclé, Ciré, Lola, Frost & Iris - Stem stitch, Couching, French Knots & Buttonhole stitches.

 Long Darner #7 - Iris & Glory - Bullion & Cast-on stitch.

 Long Darner #9 - Glory - Bullion & Cast-on stitch. Beading.

 Extra Long Darner #1 - Nova, Bouclé, Ciré & Lola - Cast-on and Bullion stitches with many wraps or casts.

 Extra Long Darner #3 - Nova, Lola, Bouclé & Ciré - Bullion & Cast-on stitch.



EdMar

Meridian, Idaho 83642  
www.edmar-co.com

**All needles shown actual size.**

Clean new needles before use  
by passing through spare  
fabric swatch several times.

©2010 EdMar Co.